

*Creating a Nation of Learners*



INSTITUTE of  
**Museum and Library**  
SERVICES



## Local use of data - Indiana

Edie Huffman

# Indiana Business Research Center - in partnership with the Indiana State Library & IMLS (1)

## Economic Impact of Libraries in Indiana

<http://www.ibrc.indiana.edu/incontext/2007/december/6.html>

[http://www.ibrc.indiana.edu/studies/EconomicImpactOfLibraries\\_2007.pdf](http://www.ibrc.indiana.edu/studies/EconomicImpactOfLibraries_2007.pdf)

- A study completed at Indiana University found that for each dollar of public library expenditures, the average Indiana community receives \$2.38 in benefits.

<http://www.ibrc.indiana.edu/>

# Indiana Business Research Center – in partnership with the Indiana State Library & IMLS (2)

STATS Indiana: Libraries Topic Page - Windows Internet Explorer

http://www.stats.indiana.edu/topic/libraries.asp

File Edit View Favorites Tools Help

Links Customize Links Free Hotmail Windows Windows Marketplace Windows Media

STATS Indiana: Libraries Topic Page

STATS Indiana

Search by location: Type a place name here GO

release calendar data A to Z sister site: hoosierdata.in.gov

Find Statistics

- by Subject
- by Geography
- by Time Period

Explore Profiles

- Indiana IN Depth
- States IN Profile
- USA Counties IN Profile
- USA Counties and Metros Side by Side

Find Maps

- Boundary Maps
- Thematic Maps
- Interactive Maps

Tools

Library Valuation Calculator

Library District Boundary Maps

## Indiana Libraries and Library Statistics

Indiana's public, academic and school libraries are an important part of Indiana's knowledge infrastructure. The following links provide statistical overviews and details for individual libraries and in aggregate forms by type for Indiana's counties, metropolitan areas, and economic growth regions.



### The Economic Impact of Libraries in Indiana

The Indiana State Library commissioned the Indiana Business Research Center at Indiana University's Kelley School of Business to measure the economic benefits of Indiana's public libraries. In contrast to most other studies that have attempted to measure the economic impact of public libraries, this study also focused on the role that public libraries play in supporting business and economic development in their communities.

- Read the report (736 KB pdf)
- Library Valuation Calculator (xls)

information for INDIANA  
unleashing data for decision making and research

Help Me! Glossary | Sitemap | About STATS | Contact Us | Feedback |

STATS Indiana is the information utility for the State of Indiana and receives major support from the State through the Indiana Department

start

Drafts - Microsoft Ou... localuseIMLS.ppt 111808.ppt STATS Indiana: Librar...

Internet 100% 8:31 AM

# Indiana Business Research Center – in partnership with the Indiana State Library & IMLS (3)

http://www.stats.indiana.edu/LibraryValuationCalculator.xls - Windows Internet Explorer

http://www.stats.indiana.edu/LibraryValuationCalculator.xls

File Edit View Insert Format Tools Data Go To Favorites Help

Links Customize Links Free Hotmail Windows Windows Marketplace Windows Media

http://www.stats.indiana.edu/LibraryValuationCalculato...

B12 A For more information on the methodology used in this library valuation, see the report "The Economic Impact of Libraries in Indiana," available for download at [http://www.ibrc.indiana.edu/studies/EconomicImpactOfLibraries\\_2007.pdf](http://www.ibrc.indiana.edu/studies/EconomicImpactOfLibraries_2007.pdf)

**STATS Indiana**

**Instructions for Library Value Calculator**

The following calculator was developed to help local public libraries produce their own annual benefit-cost analysis.

The calculator lists the item or service and its estimated value. Local libraries just need to enter the number of service events per year.

The calculator can be expanded and refined based upon the available data on use of particular library services. This would allow libraries to include any specialized services they offer, such as educational programs or tax preparation services. The value per event is based on the lowest cost substitute, as described in the report, "The Economic Impact of Libraries in Indiana."

This calculator can be tailored to local conditions provided that economic principles are not violated. For example, most, but not all towns have dollar video stores or dollar video kiosks at their local McDonalds. If no such dollar video rentals are accessible, it would be legitimate to inflate the value of video media borrowing.

For more information on the methodology used in this library valuation, see the report "The Economic Impact of Libraries in Indiana," available for download at [http://www.ibrc.indiana.edu/studies/EconomicImpactOfLibraries\\_2007.pdf](http://www.ibrc.indiana.edu/studies/EconomicImpactOfLibraries_2007.pdf)

This calculator made available by the Indiana Business Research Center via STATS Indiana

Instructions Library Value Calculator

Unknown Zone Monday, December 01, 2008

start Drafts - Microsoft Ou... localuseIMLS.ppt 111808.ppt http://www.stats.indi... 8:33 AM



## Statistics of Indiana Public Libraries 2007

The following are compilations taken from the 2007 Public Library Annual Report. These documents replace the publication, *Statistics of Indiana Public Libraries 2007*, printed by the Library Development Office of the Indiana State Library. *Statistics of Indiana Public Libraries 2007* will not be sent out in print form. All files can be downloaded and manipulated using Microsoft Excel 2003.

- [Instructions and Glossary](#)
- [Indiana Summary Data](#)

Table 1	<a href="#">Public Library Service Areas</a>
Table 2	<a href="#">Branches, Bookmobiles and Primary County in which District is Located</a>
Table 3	<a href="#">Assessed Valuation and Tax Rates</a>
Table 4	<a href="#">Registered Borrowers and Non Resident Fees</a>
Table 4s	<a href="#">Summary of Registered Borrowers and Non Resident Fees</a>
Table 5	<a href="#">Library Operating Income</a>
Table 5s	<a href="#">Summary of Library Operating Income</a>
Table 6	<a href="#">Library Operating Expenditures</a>
Table 6s	<a href="#">Summary of Library Operating Expenditures</a>
Table 7	<a href="#">Holdings (Physical Units or Licenses) and Circulation</a>
Table 7s	<a href="#">Summary of Holdings (Physical Units or Licenses) and Circulation</a>
Table 8	<a href="#">Library Services</a>
Table 8s	<a href="#">Summary of Library Services</a>
Table 9	<a href="#">Internet Access</a>
Table 9s	<a href="#">Summary of Internet Access</a>
Table 10	<a href="#">Library Staff</a>
Table 10s	<a href="#">Summary of Library Staff</a>
Table 11	<a href="#">Funding Measures</a>



- Reference & Research Assistance
- Online Databases
- Inspire - Indiana's Virtual Library
- Online Exhibits
- The VINE (Vital Information Exchange)

[More Online Services »](#)  
[Subscriber Center »](#)

### Top FAQs

### I Want To...

- Obtain a Library Card
- Research My Family's History
- Receive Research or Reference Assistance
- Access Indiana's Virtual Library
- Take a Tour of the State Library
- Find Resources for the Visually Impaired
- Search the State Library Catalog
- Find Statistics about Indiana



# Library Value Calculator

**How much would you pay out-of-pocket for the library services you use each year? Find out by using the calculator below.**

- In the left hand column, enter the number of times per year you or your family use each service**
  - The estimated retail value of each service will be calculated in the right hand column and the total will appear at the bottom**
1. Batesville Memorial Public Library
  2. Brownsburg Public Library
  3. Carmel Clay Public Library

# Indiana Public Library Information

<http://www.in.gov/library/2600.htm>

<http://www.in.gov/library/2669.htm>

- 239 public library systems (238 (2008)) (map following slides)
  - 194 branches
  - 39 bookmobiles
  - Largest district serves 832,693, smallest 241
  - 173 libraries are organized at the township level
  - 23 county wide systems
  - 39 town libraries
  - 4 county contractual systems
  - 93.6% of population is served (taxed)
  - 4 libraries' population is figured at the census block level
  - 5 libraries' population is figured at the census tract or school system level
  - 7 libraries' districts crosses county lines
  - Some libraries serve the town in which they are located, but the township in which they are located is served by contract, which can be revoked

# Indiana Commission on Local Government Reform

- Streamlining Local Government
  - <http://www.in.gov/judiciary/supreme/dlgf-release.html>

Libraries and special districts: Establish library districts that are large enough to provide high-caliber services to every Hoosier at a lower cost, and improve fiscal accountability

18. Reorganize library systems by county and provide permanent library service for all citizens

19. Require that the budgets and bonds of library and all other special districts be approved by the fiscal body of the municipal or county government containing the greatest proportion of assessed value in the unit seeking approval.

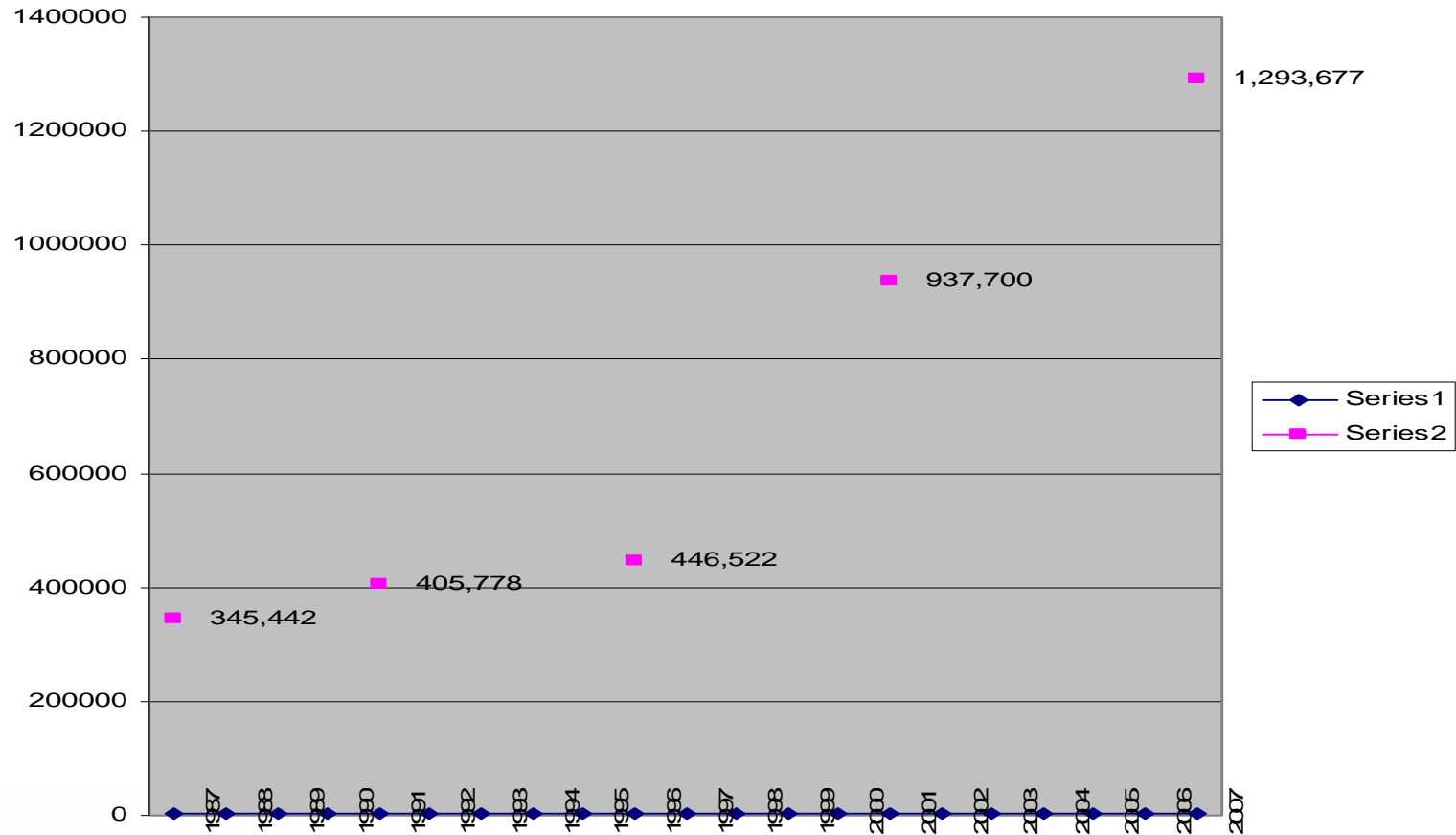
20. Strengthen the current joint purchasing infrastructure for libraries.



# Local use

- And, where else can you go to have access to over 100,000 books, 4,000 DVDs and videos, 3,000 audio books right in our own library system and millions more available to our patrons through Evergreen. (Adams Public Library System Newsletter, Nov. 2008))
- <http://www.in.gov/library/5592.htm>
  - (32 public libraries)
- THEN AND NOW: *What a difference 20 years makes*
  - Employees 58 (1987) 106 (2007)
  - Items available 345,000 (1987) 423,169 (2007)
  - Annual Circulation 345,442 (1987) 1,498,393 (2007)
  - Reference questions answered 51,000 (1987) 132,274 (2007)
  - Number of visitors 288,000+ (1987) 578,532 (2007)
  - Library computer use 5,400 (1987) 188,232 (2007)
    - (Anderson Public Library *Library Times* (annual report), 2007)

# Anderson Public Library Circulation Data



## CDPL 2007 Statistics

2006 is the first full year we have been in our new building (we moved from the Carnegie to the new building in September 2005). Here are some numbers in order to compare our earlier statistics with our 2007 statistics.

At the end of **2005**:

# items = 116,519  
# circulations = 157,695  
# programs = 533  
program attendance = 12,313

At the end of **2006**:

# items = 121,142  
# circulations = 167,076  
# programs = 1,331  
program attendance = 30,789

At the end of **2007**:

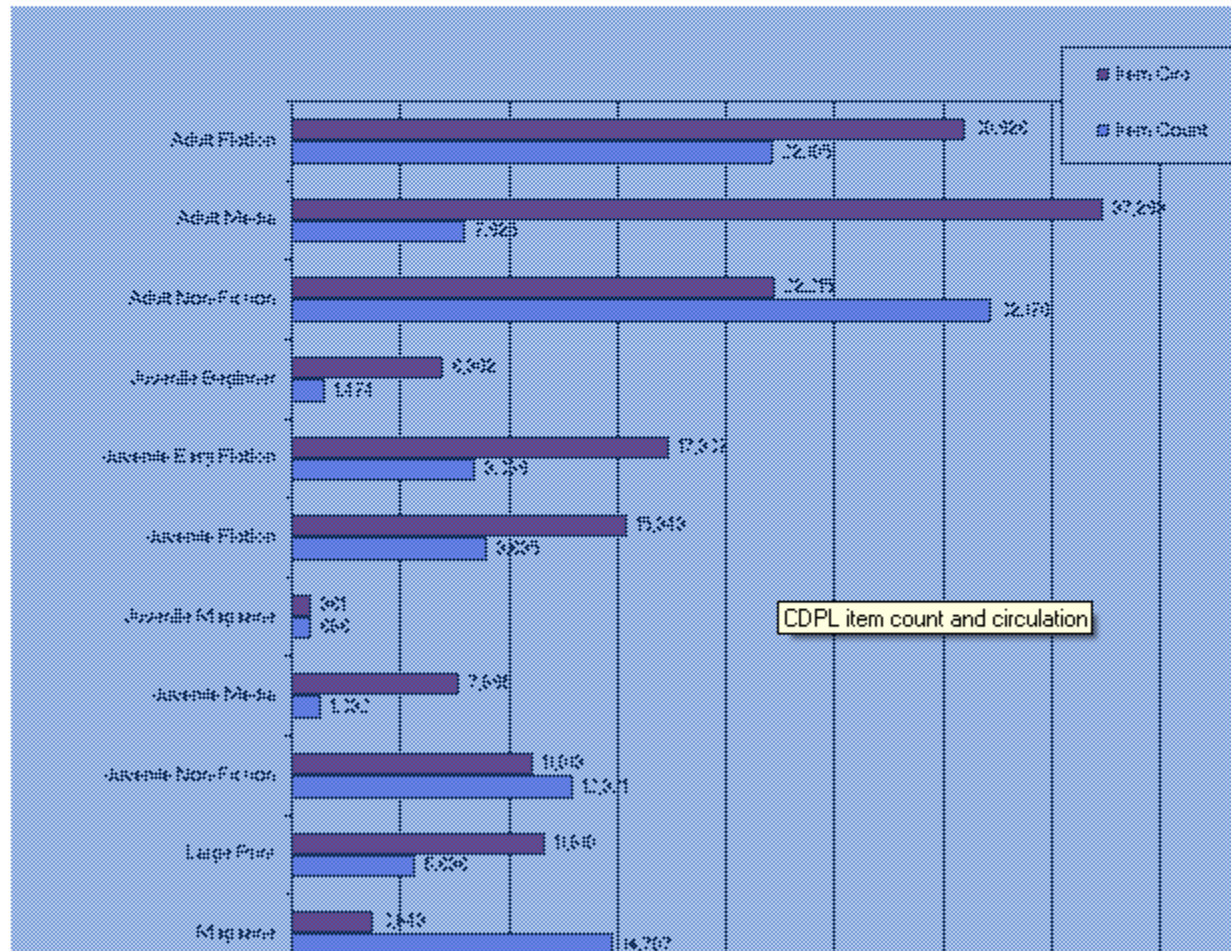
# items = 129,695  
# circulations = 175,063  
# programs = 1,246  
program attendance = 27,264

### 2007 collection: item count vs circulation

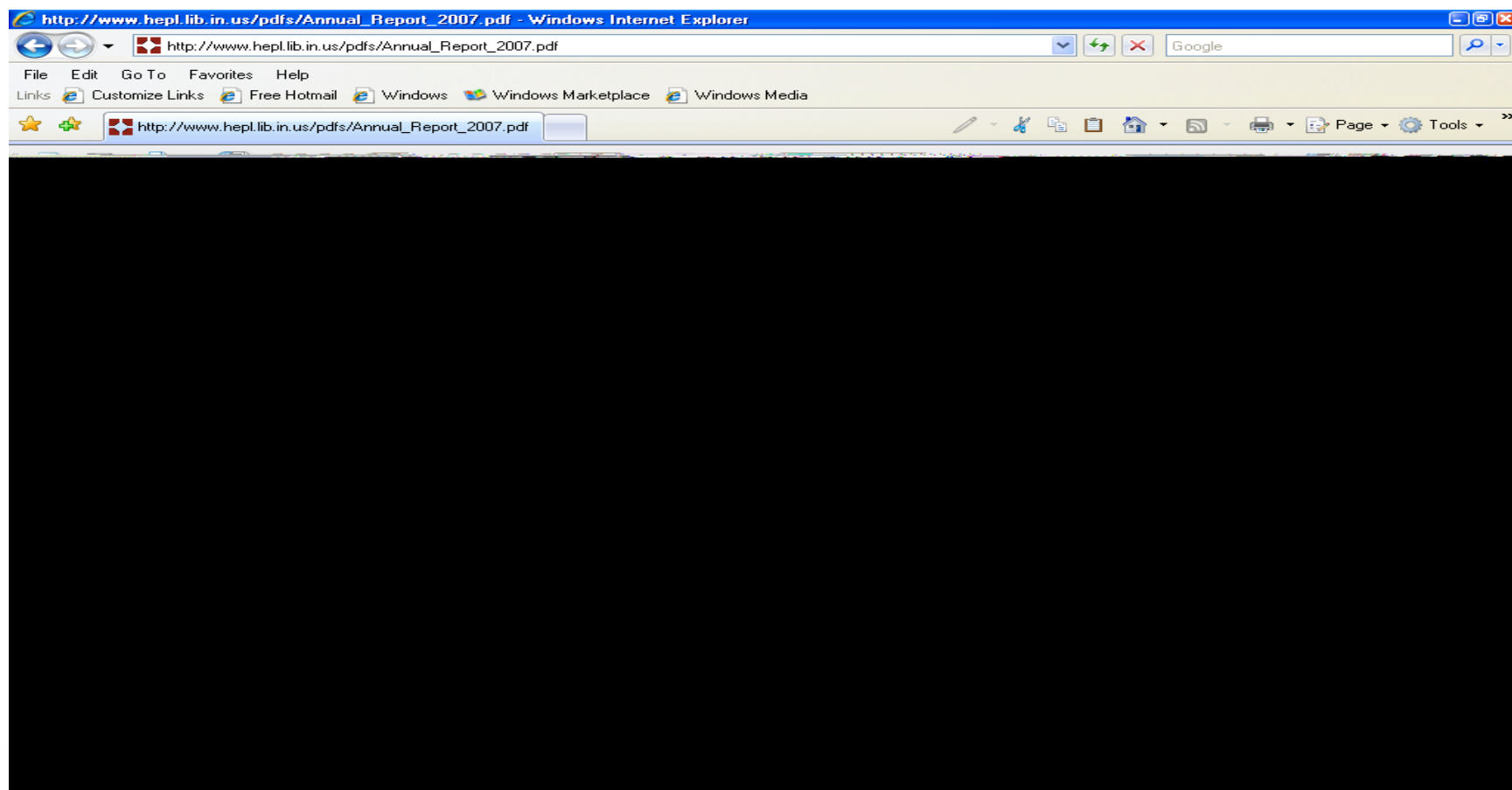
collection	items	circulation
Adult Fiction	22,105	30,928
Adult Media	7,925	37,293
Adult Non-Fiction	32,170	22,215
Juvenile Beginner	1,474	6,902
Juvenile Easy Fiction	8,369	17,337
Juvenile Fiction	8,895	15,349
Juvenile Magazine	868	861
Juvenile Media	1,332	7,695
Juvenile Non-Fiction	12,921	11,019
Large Print	5,638	11,610
Magazine	14,707	3,649
Spanish Adult Fiction	88	36
Spanish Adult Media	23	64
Spanish Adult Non-Fiction	146	204
Spanish Juvenile Non-Fiction	143	204
Young Adult Fiction	3,422	7,127
Young Adult Magazine	138	325
Young Adult Media	63	105
Other	9,268	2,231
<b>TOTALS</b>	<b>129.695</b>	<b>175.063</b>

Young Adult Media	85	185
Other	9,268	2,231
<b>TOTALS</b>	<b>129,695</b>	<b>175,063</b>

## 2007 CDPL item count and circulation count:



CDPL item count and circulation



# Our 2007 Financial Story

**Revenue Sources**

Property Taxes	\$24,986,053
Intergovernmental	2,650,582
Charges for Services	153,692
Fines & Fees	1,631,549
Miscellaneous	1,313,526
<b>Total *</b>	<b>\$30,735,402</b>

**Expenditures**

Personnel Services & Benefits	\$19,297,829
Supplies	553,561
Other Services & Charges	6,764,730
Library Materials Capital Outlay	5,226,372
<b>Total *</b>	<b>\$31,842,492</b>

\* Cash basis of accounting (unaudited)

2007 tax rate for Library operations – 0.0794  
 (2006 rate – 0.0767)  
 2007 tax rate for debt service fund related to capital projects – 0.0198  
 (2006 rate – 0.0186)  
 2007 tax rate for Capital Projects Fund – 0.0000  
 (2006 rate – 0.0026)

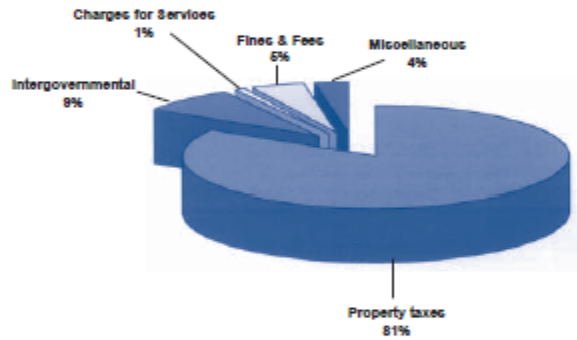
## IMCPL Cited for Excellence in Financial Reporting

For the 17th consecutive year, IMCPL was honored with the Certificate of Achievement for Excellence in Financial Reporting from the Government Finance Officers Association of the U.S. and Canada.

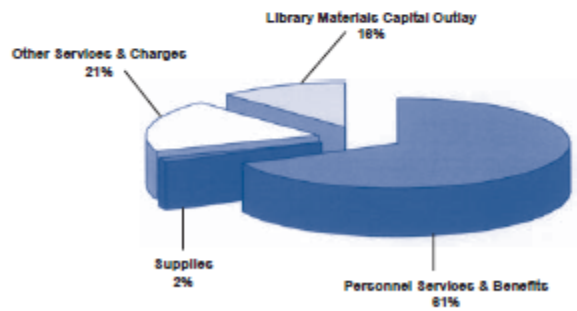


IMCPL's Accounting Staff proudly display this year's award, which represents a significant accomplishment by a governmental unit and its management.

## Revenue Sources



## Expenditures



# John Borneman

Poet, Writer, Engineer, Statistical Practitioner

- Public library trustee with interest and expertise in statistical analysis
- Presents workshops at library conferences
- Borneman, J. (2007) Coping with statistics – A primer for librarians and trustees. In *Indiana Libraries*, 26 (1), 30-38.
  - Page of his statistics follows slides
  - <http://brassman.xtra-rant.com/>

[Statistics and Engineering Analysis of Gender Publication Rates in SF&F Magazines](#)  
[Coping with Statistics: A Primer for Librarians and Trustees](#)  
[Rare Event Data Analysis A Guide to the IAHA Scoring System](#)  
[Choosing The Best - Using Voting Science to Improve Engineering Decisions](#)

[Miscellaneous](#)  
[Haibun 1:](#)  
[Haibun 2:](#)  
[Haibun 3:](#)  
[Haibun 4:](#)  
[Wire Sculpture: Fire & Wind](#)

[Tipton County Library](#)  
[Circuits Assembly](#)

[Go to my journal](#)

[Contact Me](#)

I have had some success in the small press market (both print and online) with several short stories. "The Brass Man," will someday be a five chapter novella about the battle between science and traditionalism on a lone island nation in an unidentified post apocalyptic world. *The first three chapters were originally published in Andromeda Spaceways.*

my short story, "Elwin's House" published in Issue 21 of Andromeda Spaceways Inflight Magazine, received an Honorable Mention in The Year's Best Fantasy and Horror 2006 along with one of my favorite poems, "Minotaur" (a response poem co-written with Jaime Lee Moyer, published in The Magazine of Speculative Poetry).

Read some of my [reviews](#) here!

## Statistics and Engineering

I am a Six Sigma Master Black Belt having completed intensive 300 hour Master Black Belt training through [AIT](#), as well as teaching and coaching Black Belt and Green Belt students. My specialization is in engineering development, manufacturing, and transactional processes. My areas of interest and study include Evolutionary Operations, Exploratory Data Analysis, and Library data analysis. In the area of electronics assembly, I lead the development of electronics assembly soldering processes, and serve on the advisory board of Circuits Assembly Magazine.

See the links at the left for some of my papers, presentations, and statistical analyses.

## Miscellaneous

I like to dabble with other types of art forms; including matching my poetry with my father's photography in a media called the "haibun," and in creating wire sculpture from baling wire.

I am a Trustee and President of the Tipton County Library Board. Click on the link at the left to see the progress in our renovation and expansion project!



# Publicity about finances

- Library's Bond Rating Upgraded -- 03/17/2008  

Carmel, IN -- The Carmel Clay Public Library Building Corporation's bond rating on all General Obligation bonds supported by the Carmel Clay Public Library has been raised to 'AA' from 'AA-', according to the latest Standard and Poor's ratings report, released February 29, 2008. The 'AA' designation applies for both the SandP underlying rating and the standard long-term rating. According to the report, the upgrade reflects continued good tax base growth and stable finances on the part of the library. The library's new rating is the same as both the City of Carmel and Clay Township.
- The upgraded rating is gratifying for the library and the building corporation in light of forced budget cuts in recent years due to a downturn in County Option Income Tax revenue. The library immediately implemented cost cutting measures as a part of overall conservative budgeting practices in response to the reduced revenue.
- The library recently established a "rainy day" fund with plans to increase the balance to meet unforeseen future needs. Other practices noted in the SandP analysis include monthly revenue and expenditure performance reports to the library's board of trustees and a multiyear financial plan that is updated annually and used as a budget development tool.
- "The library strives to be fiscally responsible with taxpayers' money, and this rating reflects our commitment to that goal," stated Library Director Wendy Phillips.

# Surveys

- “In September 2006, we distributed 3,090 surveys and received 1,972 back, for an excellent 62% rate of return. Because of the extensive and detailed feedback we received, we feel confident that the enhancements we are making to our building, programs and services represent the results you want.” (Carmel Clay PL)
- The results of the survey were detailed on the next few pages of the newsletter, focusing on expanded or added services rather than the numbers from the survey