

Creating a Nation of Learners



INSTITUTE of
Museum and Library
SERVICES



Local Use of Data Massachusetts

Dianne L. Carty
Head, State Aid & Data
Coordination, Massachusetts Board of Library
Commissioners

How data is used—Massachusetts

“I use it [data] annually to get raises for my staff! (I'm not always successful, but no matter what happens, the numbers help me to show our Town Fathers how successful the library is as compared to similar libraries.)”

How data is used—Massachusetts

“Because I have used this data so consistently during my 20 years as Director here, boards such as the Personnel Board and Advisory Committee know they can rely on me to answer their questions, provide transparency, and that the Library is highly accountable.”

How data is used—Massachusetts


"I often use the public library data to defend my budget to town officials.

It is also useful for making comparisons with other libraries. I like to use graphs and other visuals to show where the library stands in comparison with others, and to show how much the public is using us. When I first arrived in Millis I created a "State of the Library"

PowerPoint which I now give each year to Fin Comm, Selectmen, and anyone else who will listen. The public library data is an important source of info for these presentations."

How data is used—Massachusetts

HOW DOES WAKEFIELD'S LIBRARY RANK STATEWIDE?



How data is used—Massachusetts

"I always bring comparison charts to meetings with the Town Finance Committee. It gives them context about the true cost of running a library, and when they see the amount that the Library contributes to its budget (via fundraising and endowment income), they approve our appropriation with little discussion and much praise.

Our Long Range Plan always includes information from the Library data, as well, particularly the service information, showing increases during the previous Plan's years, to support our future plans. As an appendix to the Plan I include bar graphs made with your chart tool, comparing us with our closest neighbor libraries (Orleans, Brewster, and Harwich) in the areas of Library attendance, number of programs held, and direct circulation.

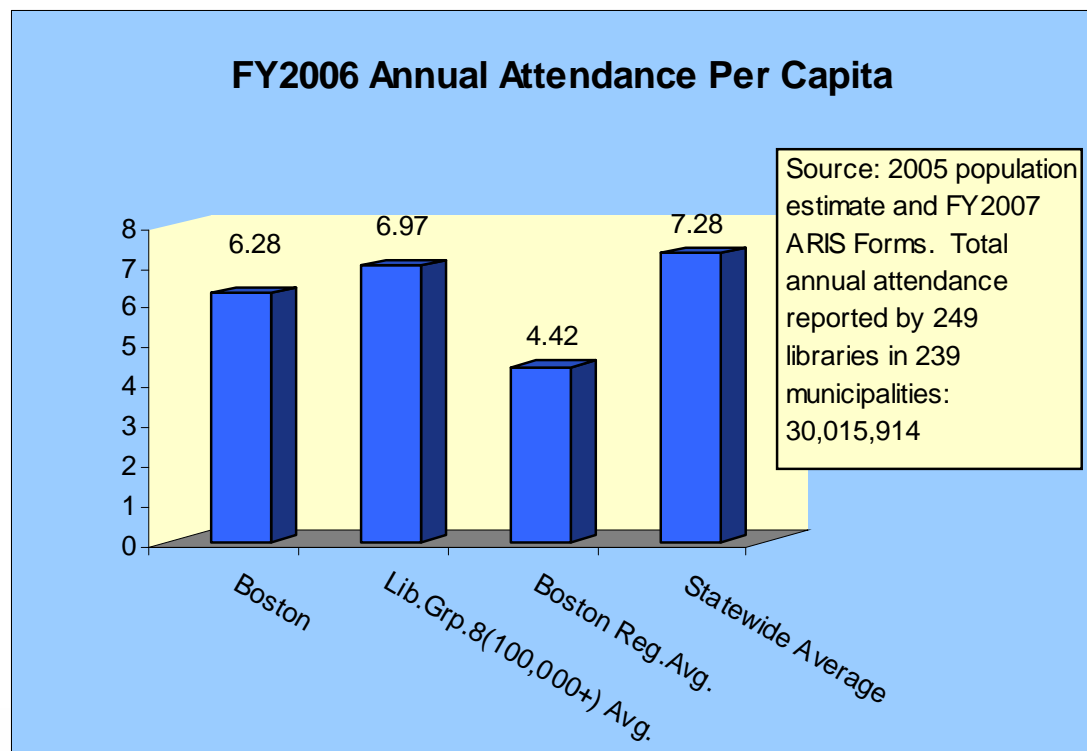
The rankings report is also very helpful; our Development Committee loves to cite those numbers in their fundraising materials, and feels they are a big factor in our growing support."

How data is used—Massachusetts

"I also want to let you know that I have used public library data in ways that didn't necessarily end up on funding requests but still informed my decisions. I used salary information to set decent starting wages (\$13.48/hr) for the library assistants this year's budget allowed me to hire -- so I can attract people capable of helping continue Hadley's progress; I have used education levels to support staffing decisions and to point out past inequities in pay; I will continue to use staffing levels in advocating for off-(circ)desk hours for the director. Finally, I have colleagues (who shall remain nameless) who use salary data for job-hunting purposes."

How data is used—Massachusetts

<http://mbic.state.ma.us/advisory/statistics/public/charts/2006/index.php>



How data is used—Massachusetts

<http://mbic.state.ma.us/advisory/statistics/services/index.php>

At a Glance

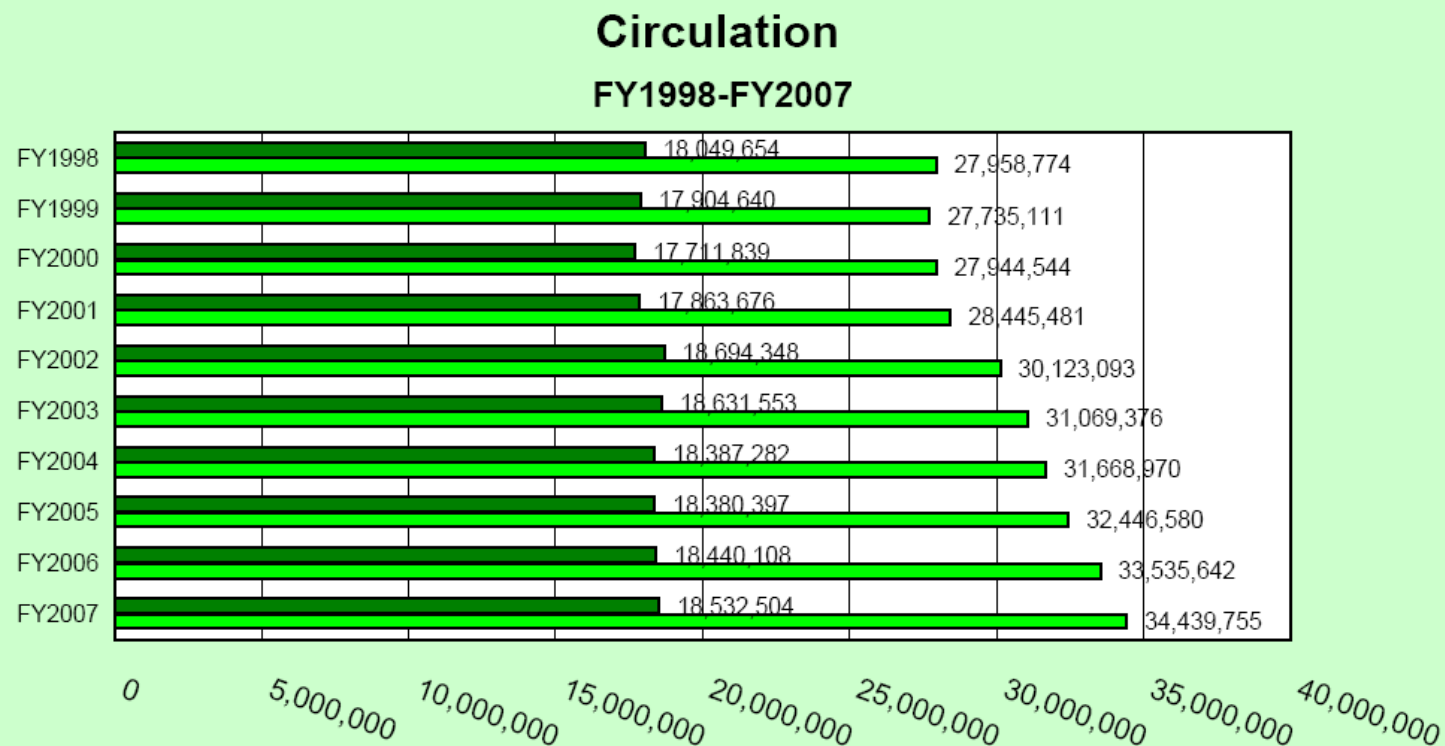
Andover's Public Library Services for FY2007

| | |
|-------------------------------------|---|
| Library: | Memorial Hall Library |
| County: | Essex |
| Region: | Northeast |
| Population | 33,475 / Library Population Group 6 (25,000 - 49,999) |
| Main library square footage: | 55,000 |
| PC's with Internet access: | 40 |
| Branch Libraries: | 0 |
| Bookmobiles: | 0 |

| Description | Total Annual | Per Capita | Pop. Group Per Capita Rank | No. of Libraries Ranked in Pop. Group | State Per Capita Rank | No. of Libraries Ranked |
|---|--------------|------------|----------------------------|---------------------------------------|-----------------------|-------------------------|
| 2006 Population served by library | 33,475 | N/A | 20 | 46 | 44 | 370 |
| Total Operating Income | 2,532,359 | 75.65 | 3 | 45 | 33 | 361 |
| Total Appropriated Municipal Income | 2,400,758 | 71.72 | 2 | 45 | 22 | 361 |
| Total Operating Expenditures | 2,477,256 | 74.00 | 2 | 45 | 30 | 361 |

How data is used—Massachusetts

<http://mbic.state.ma.us/advisory/statistics/public/repirc/index.php>



Because some libraries are unable to separate Interlibrary loans into adult & children's, the figures in this chart may not match other circulation figures in this report.

How data is used—Massachusetts

And finally...

A blog for sharing ideas, thoughts and information....

http://mblc.state.ma.us/grants/state_aid/blog/